

Trumpet Practice Tips Summer 2020

It is crucial that you all continue to play your instruments during this extended break. Attached to this sheet you will find a few warm-ups and a solo or two. These are just a few materials for your use but also use what you still have from band class and new resources that you find.

If you need anything, please feel free to contact us. I MISS YOU and hope to see you all very soon.

Always remember, I LOVE YOU AND THERE'S NOTHING YOU CAN DO ABOUT IT!

Trumpet Artists to Listen to:

Christopher Martin

<https://www.youtube.com/watch?v=gzJsk8K6XdY>

Phil Smith

<https://www.youtube.com/watch?v=37VY289QINI>

Superior Brass Ensembles to Listen to:

Summit Brass https://www.youtube.com/watch?v=ex3JA3QIW_0

Chicago Symphony Brass <https://www.youtube.com/watch?v=PztdcHkl-tQ> (skip to 2:40 for music)

The Bay Brass <https://www.youtube.com/watch?v=DhMGvTpwnko>

N.Y. Philharmonic Brass Section <https://www.youtube.com/watch?v=ipngMjN6fmQ>

Canadian Brass <https://www.youtube.com/watch?v=HjBT8EIQ7Pw>

Synergy Brass <https://www.youtube.com/watch?v=Y3EhkLYfSw4>

Superior Wind Ensembles and Orchestras to Listen to:

Dallas Winds/Dallas Wind Symphony <https://www.youtube.com/watch?v=WoyuAMd3CCo>

University of Texas Wind Ensemble <https://www.youtube.com/watch?v=lxARPDTeYZO>

U.S. Marine Band or any U.S. Military Band <https://www.youtube.com/watch?v=TYizYI07Qso>

New York Philharmonic Orchestra <https://www.youtube.com/watch?v=DIMPh3AtBZY>

Berlin Philharmonic Orchestra

<https://www.youtube.com/watch?v=YINH5nA2s3A&list=PL108770EBBB7DAC34&index=2>

Music Theory Practice

<https://www.musictheory.net/>

Trumpet Practice Tips Summer 2020

Sample Instrument Practice Times

These are just suggestions. Make your practice time work for YOU! For the larger times, consider breaking these up into two different sessions.

Concept	I don't want to practice, but I need to.	I want to practice but not too long.	I want to practice to be the BEST!
	30 Minutes	1 Hour	1 + ½ Hours
Long Tones	2-3 minutes	5-8 minutes	10-15 minutes
Flexibility Exercises	2-3 minutes	5-8 minutes	10-15 minutes
Scales If you are comfortable with all your scales, add arpeggios and octaves.	5 minutes Isolate 1 scale you need to improve and run the scales you know.	10 minutes Isolate 1-2 scales you need to improve and run the scales you know.	15 minutes Isolate 2-3 scales you need to improve and run the scales you know.
Articulations	2-3 minutes	5-8 minutes	10-15 minutes
Sight Reading	4 minutes	6 minutes	10 minutes
Prepared Music	12 minutes	20 minutes	20 minutes
Listening to great performances.	Do this anytime during the day at least a few times a week.	Do this anytime during the day at least a few times a week.	Do this anytime during the day at least a few times a week.

Practice Tips:

<https://www.youtube.com/watch?v=JWkp8POPAhE>

(Practice fundamentals, slowly, break things down, practice consistently, and when you play something you already know, don't just play it, make it better).

If you need help finding solo music or have any questions, please feel free to contact me at bbooth@mauryk12.org

Thanks to Mr. Alderson for providing the list of trumpet resources! If you would like to contact Mr. Alderson with trumpet related questions, please let me know and I will let you know how to contact him.

Columbia Band Summer 2020


These are just a handful of exercises for you.
If you would like more exercises or need help finding solo music,
feel free to contact me at bboothe@mauryk12.org.

Blair Boothe

Long Tones




Flexibility 1




Flexibility 2



Range Builder



Octaves ♩=80 work up to ♩=140



62

Articulation Etude

Goal Tempo ♩ = 140 Start slow and work up the tempo

69

73

77

81

Vocalise #3 by Marco Bordogni

85

89

93

97

101

Musical staff 101: Treble clef, key signature of one sharp (F#). The staff contains a melodic line starting with a half note G4, followed by eighth notes A4, B4, C5, and D5. A slur covers the first four notes. The staff ends with a quarter rest.

105

Musical staff 105: Treble clef, key signature of one sharp (F#). The staff contains a melodic line starting with a half note G4, followed by eighth notes A4, B4, C5, and D5. A slur covers the first four notes. The staff ends with a quarter rest. Dynamics: *f*, *sf*.

109

Musical staff 109: Treble clef, key signature of one sharp (F#). The staff contains a melodic line starting with a half note G4, followed by eighth notes A4, B4, C5, and D5. A slur covers the first four notes. The staff ends with a quarter rest. Dynamics: *p*.

113

Musical staff 113: Treble clef, key signature of one sharp (F#). The staff contains a melodic line starting with a half note G4, followed by eighth notes A4, B4, C5, and D5. A slur covers the first four notes. The staff ends with a quarter rest. Dynamics: *sf*.

117

Musical staff 117: Treble clef, key signature of one sharp (F#). The staff contains a melodic line starting with a half note G4, followed by eighth notes A4, B4, C5, and D5. A slur covers the first four notes. The staff ends with a quarter rest. Dynamics: *p*.

121

Musical staff 121: Treble clef, key signature of one sharp (F#). The staff contains a melodic line starting with a half note G4, followed by eighth notes A4, B4, C5, and D5. A slur covers the first four notes. The staff ends with a quarter rest. Dynamics: *sf*.

125

Musical staff 125: Treble clef, key signature of one sharp (F#). The staff contains a melodic line starting with a half note G4, followed by eighth notes A4, B4, C5, and D5. A slur covers the first four notes. The staff ends with a quarter rest. Dynamics: *sf*, *sf*, *sf*, *f*.

129

Musical staff 129: Treble clef, key signature of one sharp (F#). The staff contains a melodic line starting with a half note G4, followed by eighth notes A4, B4, C5, and D5. A slur covers the first four notes. The staff ends with a quarter rest. Dynamics: *p*.

133

Musical staff 133: Treble clef, key signature of one sharp (F#). The staff contains a melodic line starting with a half note G4, followed by eighth notes A4, B4, C5, and D5. A slur covers the first four notes. The staff ends with a quarter rest. Dynamics: *rit.*, *mp*.


Trumpet in B \flat

Trumpet Scale Sheet

Columbia Central High School Band

G

Arpeggio



C

Arpeggio



F

Arpeggio



B \flat

Arpeggio




E \flat

Arpeggio



A \flat

Arpeggio




D \flat

Arpeggio



G \flat

Arpeggio



B

Arpeggio

Musical notation for the B major arpeggio scale. The key signature has two flats (B-flat and E-flat). The scale is written on a single staff in treble clef, starting on B4 and ending on B4. It consists of an ascending eighth-note run and a descending eighth-note run, with a whole note B4 at the end.

E

Arpeggio

Musical notation for the E major arpeggio scale. The key signature has three sharps (F#, C#, G#). The scale is written on a single staff in treble clef, starting on E4 and ending on E4. It consists of an ascending eighth-note run and a descending eighth-note run, with a whole note E4 at the end.

A

Arpeggio

Musical notation for the A major arpeggio scale. The key signature has three sharps (F#, C#, G#). The scale is written on a single staff in treble clef, starting on A4 and ending on A4. It consists of an ascending eighth-note run and a descending eighth-note run, with a whole note A4 at the end.

D

Arpeggio

Musical notation for the D major arpeggio scale. The key signature has two sharps (F#, C#). The scale is written on a single staff in treble clef, starting on D4 and ending on D4. It consists of an ascending eighth-note run and a descending eighth-note run, with a whole note D4 at the end.

Full Range Chromatic

Musical notation for the Full Range Chromatic scale. It is written on three staves in treble clef. The first staff shows the ascending chromatic scale from C4 to C5. The second staff shows the descending chromatic scale from C5 to C4. The third staff shows the final notes of the scale, including a whole note C4 at the end.

Resources for Trumpet

Beginner Methods/Etudes 6-8 grades

Elementary Studies for the Trumpet- Herbert L Clarke
First Book of Practical Studies for Cornet and Trumpet- Robert W Getchell
Second Book of Practical Studies for Cornet and Trumpet- Robert W Getchell
Fifty Recreational Studies for the Young Trumpeter- Sigmund Hering
Music Speed Reading for Beginners- David R Hickman

Intermediate Methods/Etudes 8-10

Arban's Complete Conservatory Method for Trumpet- Jean-Baptiste Arban (free pdf online)
Technical Studies for the Cornet- Herbert L Clarke (free pdf online)
Characteristic Studies for the Cornet- Herbert L Clarke
Daily Drills and Technical Studies for Trumpet- Max Schlossberg
Concone Lyrical Studies for Trumpet or Horn- Transcribed by John Sawyer
Warm-Ups and Studies- James Stamp
Systematic Approach to Daily Practice for Trumpet- Claude Gordon
Trumpet Advanced Lip Flexibilities- Charles Colin
Lip Flexibilities for all Brass Instruments- Bai Lin
Chromatic Exercises and Technical Studies for the Advanced Trumpeter- Pierre Thibaud
Practical Studies for the Trumpet- E.F. Goldman (free pdf online)
Thirty-Two Etudes for Trumpet or Cornet- Sigmund Hering
Twenty-Eight Melodious and Technical Etudes for Trumpet- Sigmund Hering
Musical Calisthenics for Brass- Carmine Caruso
The Buzzing Book: Complete Method for Trumpet- James Thompson
Music Speed Reading- David R Hickman

Advanced Methods/Etudes 10-12 and beyond

Etudes for Trumpet (Orchestra Etudes and Last Etudes)- Vassily Brandt
Etudes Transcendantes- Theo Charlier (free pdf online)
Modern Flexibilities for Brass- Scott Belck
Lyrical Etudes for Trumpet- Phil Snedecor
20 Studies for Trumpet- P Clodomir
Top Tones for the Trumpeter- W.M. Smith
Thirty-Six Celebrated Studies for Cornet- N. Bousquet
Artistic Etudes from the Charles Colin Complete Modern Method for Trumpet- Colin-Harris
Lips of Steel (22 Endurance Etudes for Trumpet)- David Baldwin
"Top 50" Orchestral Audition Excerpts for Trumpet- compiled and edited by Philip Norris
100 Melodic Studies in Transposition- Reginaldo Caffarelli
100 Studies for Trumpet (transposition)- Ernst Sachse

Ancillary Studies

Volume 1: How to Play Jazz and Improvise- Jamey Aebersold

Volume 2: Nothin' But Blues (Jazz and Rock)- Jamey Aebersold

28 Modern Jazz Trumpet Solos- Transcribed by Ken Slone/Edited by Jamey Aebersold

Exercises & Etudes for both Jazz & Classical Trumpet Players- Bobby Shew

Fathers of First Trumpet- Jason Levi